

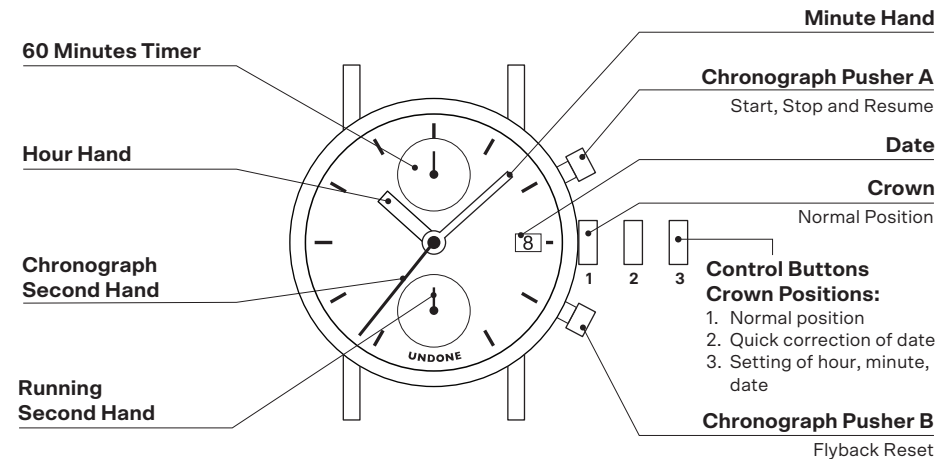
USER MANUAL MECAQUARTZ | VK61 Mechanical-Quartz Movement

INTERNATIONAL WARRANTY

UNDONE, will within one year from date of purchase repair or replace the watch movement if it has a manufacturing defect. The International Warranty does not cover theft, loss or consequences of natural disasters, damage resulting from accidents (shocks, knocks, dents, etc.), alteration or damage resulting from unauthorized servicing, mistreatment or improper use. In order to be valid, the warranty card must be presented being fully completed and signed by an approved UNDONE dealer.

Thank you for supporting us in democratizing custom made timepieces.

Register to become an Undone member to receive our latest news and exclusive offers.



Caring for Your UNDONE

1. Please pull out watch crown when not in use to prolong battery life.
2. Chronograph timer will stop automatically after running for 60 minutes to preserve battery.
3. Avoid shocks and collisions especially when the chronograph is activated to ensure accurate flyback position.

Setting The Time

- 1.1 Pull the crown to position 3.
- 1.2 Turn the crown clockwise to set time.
- 1.3 Push the crown back to position 1.

Quick Correction Of Date

- 2.1 Pull the crown to position 2.
- 2.2 Turn the crown clockwise to set date.
- 2.3 Push the crown back to position 1.

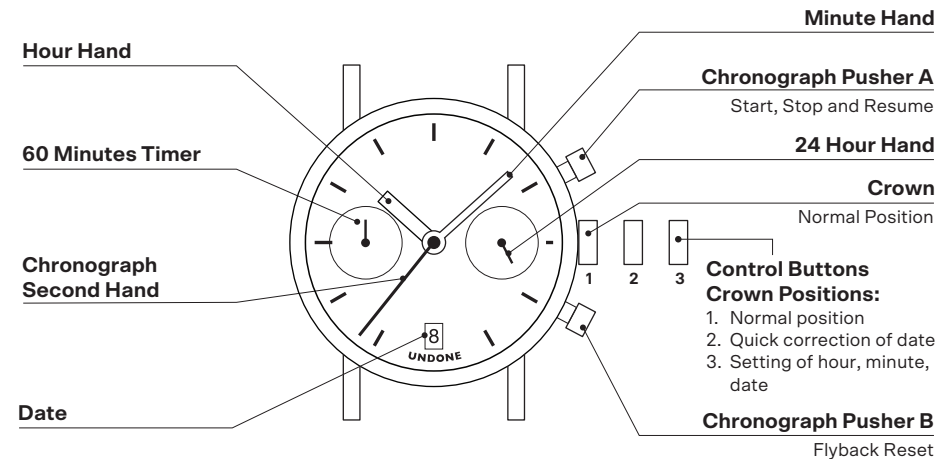
USER MANUAL MECAQUARTZ | VK64 Mechanical-Quartz Movement

INTERNATIONAL WARRANTY

UNDONE, will within one year from date of purchase repair or replace the watch movement if it has a manufacturing defect. The International Warranty does not cover theft, loss or consequences of natural disasters, damage resulting from accidents (shocks, knocks, dents, etc.), alteration or damage resulting from unauthorized servicing, mistreatment or improper use. In order to be valid, the warranty card must be presented being fully completed and signed by an approved UNDONE dealer.

Thank you for supporting us in democratizing custom made timepieces.

Register to become an Undone member to receive our latest news and exclusive offers.



Caring for Your UNDONE

1. Please pull out watch crown when not in use to prolong battery life.
2. Chronograph timer will stop automatically after running for 60 minutes to preserve battery.
3. Avoid shocks and collisions especially when the chronograph is activated to ensure accurate flyback position.

Setting The Time

- 1.1 Pull the crown to position 3.
- 1.2 Turn the crown clockwise to set time.
- 1.3 Push the crown back to position 1.

Quick Correction Of Date

- 2.1 Pull the crown to position 2.
- 2.2 Turn the crown clockwise to set date.
- 2.3 Push the crown back to position 1.

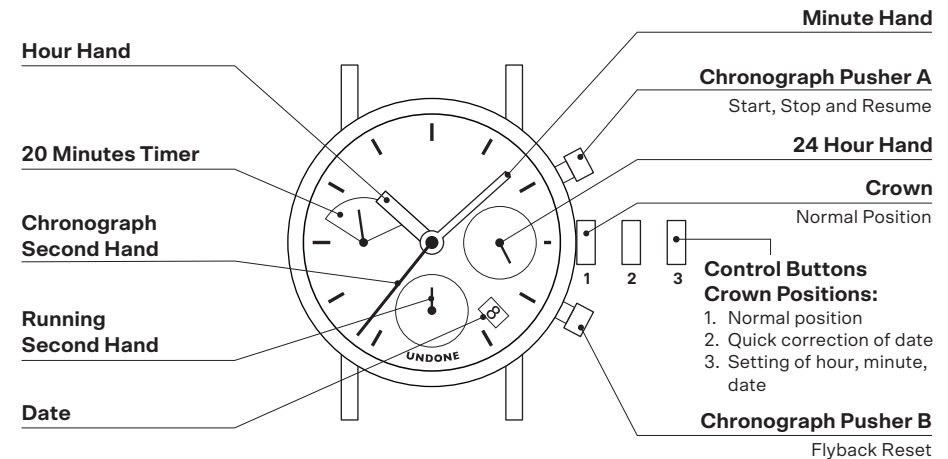
USER MANUAL MECAQUARTZ | VK83 Mechanical-Quartz Movement

INTERNATIONAL WARRANTY

UNDONE, will within one year from date of purchase repair or replace the watch movement if it has a manufacturing defect. The International Warranty does not cover theft, loss or consequences of natural disasters, damage resulting from accidents (shocks, knocks, dents, etc.), alteration or damage resulting from unauthorized servicing, mistreatment or improper use. In order to be valid, the warranty card must be presented being fully completed and signed by an approved UNDONE dealer.

Thank you for supporting us in democratizing custom made timepieces.

Register to become an Undone member to receive our latest news and exclusive offers.



Caring for Your UNDONE

1. Please pull out watch crown when not in use to prolong battery life.
2. Chronograph timer will stop automatically after running for 60 minutes to preserve battery.
3. Avoid shocks and collisions especially when the chronograph is activated to ensure accurate flyback position.

Setting The Time

- 1.1 Pull the crown to position 3.
- 1.2 Turn the crown clockwise to set time.
- 1.3 Push the crown back to position 1.

Quick Correction Of Date

- 2.1 Pull the crown to position 2.
- 2.2 Turn the crown clockwise to set date.
- 2.3 Push the crown back to position 1.

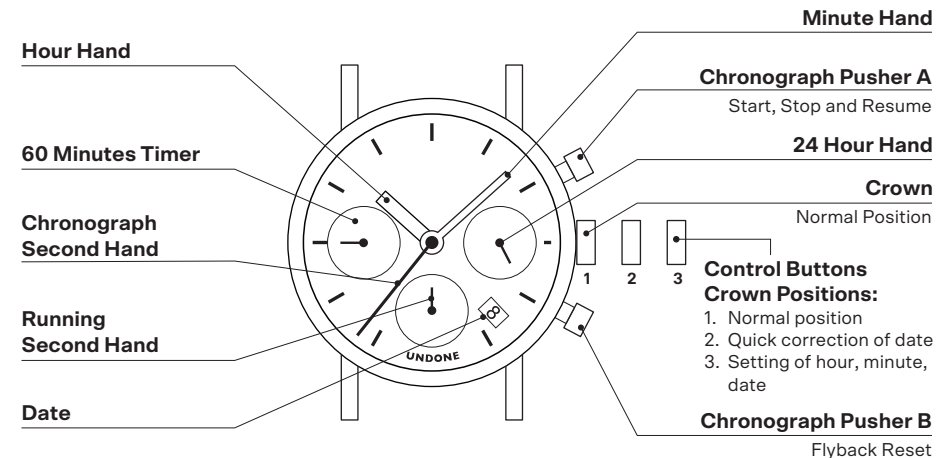
USER MANUAL MECAQUARTZ | VK63 Mechanical-Quartz Movement

INTERNATIONAL WARRANTY

UNDONE, will within one year from date of purchase repair or replace the watch movement if it has a manufacturing defect. The International Warranty does not cover theft, loss or consequences of natural disasters, damage resulting from accidents (shocks, knocks, dents, etc.), alteration or damage resulting from unauthorized servicing, mistreatment or improper use. In order to be valid, the warranty card must be presented being fully completed and signed by an approved UNDONE dealer.

Thank you for supporting us in democratizing custom made timepieces.

Register to become an Undone member to receive our latest news and exclusive offers.



Caring for Your UNDONE

1. Please pull out watch crown when not in use to prolong battery life.
2. Chronograph timer will stop automatically after running for 60 minutes to preserve battery.
3. Avoid shocks and collisions especially when the chronograph is activated to ensure accurate flyback position.

Setting The Time

- 1.1 Pull the crown to position 3.
- 1.2 Turn the crown clockwise to set time.
- 1.3 Push the crown back to position 1.

Quick Correction Of Date

- 2.1 Pull the crown to position 2.
- 2.2 Turn the crown clockwise to set date.
- 2.3 Push the crown back to position 1.